

Meter Selection Guide








Key Features		iMeter 5	iMeter 6	iMeter 7A	iMeter 8	iMeter D7
General	Class (kWh)	0.2S	0.2S	0.2S	0.2S	0.2S
	Dimensions (WxHxD/mm)	 96x96x85	 96x96x119.5	 144x144x128	 192x192x182.4	 145x124x77
	Display (Backlit)	Color IPS 320x240 (Backlit)	Color IPS 320x240 (Backlit)	Color TFT 800x480 (Backlit)	Color TFT 800x480 (Backlit)	Color IPS 320x240 (Backlit)
	True RMS Sampling Rate	512	256	1024	1024	1024
	Battery-backed Real-time Clock	✓	✓	✓	✓	✓
	Operating Temperature (°C)	-25 to 70	-25 to 70	-25 to 70	-25 to 70	-25 to 70
Communications	Protocol	Modbus RTU, Modbus TCP, HTTPS, NTP, SMTP, FTPS, RSTP, MQTT, BACnet/IP, PROFINET, IEC 61850 IEC 60870-5-104	Modbus RTU, Modbus TCP, HTTPS, SNTP, SMTPS, FTPS, SNMP, Ethernet Gateway, BACnet/IP, IEC61850	Modbus RTU, Modbus TCP, HTTPS, NTP, SMTPS, SNMP, FTPS, Ethernet Gateway, MQTT, IPsec VPN and IEC61850, IEEE1588 (PTP)	Modbus RTU, Modbus TCP, HTTPS, SNTP, SMTPS, FTP, Ethernet Gateway, IEC61850, IEEE1588 (PTP)	Modbus RTU, Modbus TCP, HTTPS, NTP, SMTPS, FTPS, MQTT, IPsec VPN, Ethernet Gateway, IEC61850, IEEE1588 (PTP)
	RS-485 Port	1	1	1	2	1
	Ethernet port	2	1	2	2	2
	Web Server	✓	✓	✓	✓	✓
I/O	Digital Input (DI)	4	6	4 (8 Opt.)	8 or (16 Opt.)	4
	Pulse Counter	✓	✓	✓	✓	✓
	Mechanical Digital Output (DO)/ Solid State Output (SS)	2DO or (2 Opt.)SS	3DO	3DO (Opt. 1DO +2SS or Opt. 5DO)	4DO+4SS (Opt. 8DO +4SS or 4DO+2SS)	3DO or (3 Opt.)SS
	Analog Input (AI), 0/4-20mA	-	(1 Opt.)	(2 Opt.)	(2 Opt.)	(2 Opt.)
	Analog Output (AO), 0/4-20mA	-	-	-	(1 or 2 Opt.)	-
	kWh & kvarh Pulse Output (LED)	✓	✓	✓	✓	✓
	kWh & kvarh Pulse Output	(2 Opt.)	-	2	4 (2 Opt.)	3
	IRIG-B (GPS)	✓	✓	✓	✓	✓
Measurements	ULN per Phase & Avg.	✓	✓	✓	✓	✓
	ULL per Phase & Avg.	✓	✓	✓	✓	✓
	Current per Phase & Avg.	✓	✓	✓	✓	✓
	Neutral Current (Meas./Calc.)	✓	✓	✓	✓	✓
	Frequency	✓	✓	✓	✓	✓
	kW per Phase & Total	✓	✓	✓	✓	✓
	kvar per Phase & Total	✓	✓	✓	✓	✓
	kVA per Phase & Total	✓	✓	✓	✓	✓
	PF per Phase & Total	✓	✓	✓	✓	✓
	kWh Import/Export	✓	✓	✓	✓	✓
	kvarh Import/Export	✓	✓	✓	✓	✓
	kVAh Total	✓	✓	✓	✓	✓
	Demands & TOU	✓	✓	✓	✓	✓
	Maximum Demand	✓	✓	✓	✓	✓
Setpoints	✓	✓	✓	✓	✓	
Power Quality	THD Voltage & Current	✓	✓	✓	✓	✓
	TOHD Voltage & Current	✓	✓	✓	✓	✓
	TEHD Voltage & Current	✓	✓	✓	✓	✓
	K-Factor	✓	✓	✓	✓	✓
	Individual Harmonics	2 nd - 63 rd	2 nd - 63 rd	2 nd - 63 rd	2 nd - 63 rd	2 nd - 63 rd
	Voltage/Current Unbalance	✓	✓	✓	✓	✓
	Waveform Capture on Screen	✓	✓	✓	✓	✓
	Waveform Recording	✓	✓	✓	✓	✓
	Dip Swell Detection	✓	✓	✓	✓	✓
	Transient Detection	✓	✓	✓	✓	✓
	IEC61000-4-30	Ed. 3.1 Class S/A Compliant	Ed. 3 Class S Compliant	Ed. 3.1 Class A Certified	Ed. 3.1 Class A Certified	Ed. 3 Class A Certified
	2-150kHz Conducted Emission	2-9kHz only	-	Compliant	Compliant	Compliant
Logs	SOE Log	512 entries	512 entries	1024 entries	1024 entries	1024 entries
	PQ Log	✓	✓	✓	✓	✓
	Energy Log	✓	✓	✓	✓	✓
	Max./Min. Log	✓	✓	✓	✓	✓
	On-board Log Memory	4GB	2GB	4GB	8GB	4GB

Power Quality Monitors

Legend: (Opt.)-Optional (Via Comm.)-Via Communication (Meas./Calc.)-Measured Value/Calculated Value (Dmnd.)-Demand

Key Features		PMC-53A-E	PMC-53A	PMC-53M-A	PMC-S963-E	PMC-S963-C	PMC-D726M	Multi-Function Panel Meters	PMC-592	PMC-512A	Multi-Circuit Monitors
General	Class (kWh)	0.5S	0.5S	0.5S	0.5S	0.5S	1		0.5S	1	
	Dimensions (WxHxD/mm)	 96x96x88	 96x96x88	 96x96x88	 96x96x92	 96x96x92	 72x72x76.8		 260.5x154x55.5	 126x90x65	
	Display (Backlit)	Dot-Matrix LCD (Backlit)	Dot-Matrix LCD (Backlit)	B&W (Backlit)	B&W (Backlit)	B&W (Backlit)	B&W (Backlit)/LED		Optional Color TFT 800x480 (Backlit)	B&W (Backlit)	
	True RMS Sampling Rate	64	64	64	64	64	64		64	64	
	Battery-backed Real-time Clock	√	√	√	√	√	-		√	√	
	Operating Temperature (°C)	-25 to 70	-25 to 70	-25 to 70	-25 to 70	-25 to 70	-25 to 70		-25 to 70	-25 to 70	
Communications	Protocol	Modbus RTU, Modbus TCP, HTTP, BACnet MS/TP, DNP 3.0, Ethernet Gateway, SNMP, SMTP, TFTP	Modbus RTU, BACnet MS/TP, Metasys N2 and DNP3.0	Modbus RTU	Modbus RTU, Modbus TCP, SNMP	Modbus RTU	Modbus RTU	Modbus RTU, Modbus TCP, SNMP, SMTP, HTTP	Modbus RTU		
	RS-485 Port	1	1 + (1 Opt.)	1	1	1	1	2	2		
	Ethernet port	1	-	-	1	-	-	1	-		
	Web Server	√	-	-	-	-	-	√	-		
I/O	Digital Input (DI)	4	(6 Opt.)	(4 Opt.)	4	4	(2 Opt.)	2	12		
	Pulse Counter	√	√	√	-	-	-	√	√		
	Mechanical Digital Output (DO)/ Solid State Output (SS)	2DO or (2 Opt.)SS	(4 Opt.)DO or (4 Opt.)SS	(2 Opt.)DO	2×DO+1×SS	(2 Opt.)DO or (1 Opt.)SS	(2 Opt.)DO	2DO	1DO		
	Analog Input (AI), 0/4-20mA	(1 Opt.)	(1 Opt.)	-	-	-	-	-	-		
	Analog Output (AO), 0/4-20mA	-	(1 Opt.)	-	-	(1 Opt.)	(1 Opt.)	-	-		
	kWh & kvarh Pulse Output (LED)	√	√	√	√	√	√	√	√		
	kWh & kvarh Pulse Output	(2 Opt.)	(4 Opt.)	-	1	1	-	-	-		
	IRIG-B (GPS)	-	-	-	-	-	-	-	-		
Measurements	ULN per Phase & Avg.	√	√	√	√	√	√	√	√		
	ULL per Phase & Avg.	√	√	√	√	√	√	√	√		
	Current per Phase & Avg.	√	√	√	√	√	√	√	√		
	Neutral Current (Meas./Calc.)	√	√	(Calc.)	(Calc.)	(Calc.)	(Calc.)	Meas.	√		
	Frequency	√	√	√	√	√	√	√	√		
	kW per Phase & Total	√	√	√	√	√	√	√	√		
	kvar per Phase & Total	√	√	√	√	√	√	√	√		
	kVA per Phase & Total	√	√	√	√	√	√	√	√		
	PF per Phase & Total	√	√	√	√	√	√	√	√		
	kWh Import/Export	√	√	√	√	√	√	√	√		
	kvarh Import/Export	√	√	√	√	√	√	√	√		
	kVAh Total	√	√	√	√	√	√	√	√		
	Demands & TOU	√	√	Dmd. Only	√	√	√	√	√	Dmd. Only	
	Maximum Demand	√	√	√	√	√	√	√	√	√	
Setpoints	√	√	√	√	√	√	√	√	√		
Power Quality	THD Voltage & Current	√	√	√	√	√	√	√	√		
	TOHD Voltage & Current	√	√	√	√	√	√	√	√		
	TEHD Voltage & Current	√	√	√	√	√	√	√	√		
	K-Factor	√	√	√	-	-	√	√	√		
	Individual Harmonics	2 nd - 31 st	2 nd - 31 st	2 nd - 31 st	2 nd - 31 st	2 nd - 31 st	2 nd - 31 st	2 nd - 31 st	2 nd - 31 st		
	Voltage/Current Unbalance	√	√	√	√	√	√	√	√		
	Waveform Capture on Screen	√	√	-	-	-	-	-	-		
	Waveform Recording	-	-	-	-	-	-	√	-		
	Dip Swell Detection	-	-	-	-	-	-	√	-		
	Transient Detection	-	-	-	-	-	-	-	-		
	IEC61000-4-30	-	-	-	-	-	-	-	-		
	2-150kHz Conducted Emission	-	-	-	-	-	-	-	-		
Logs	SOE Log	100 entries	100 entries	100 entries	32 entries	32 entries	16 entries	1000 entries	512 entries		
	PQ Log	-	-	-	-	-	-	-	-		
	Energy Log	√	√	-	√	√	-	√	√		
	Max./Min. Log	√	√	√	√	√	-	√	-		
	On-board Log Memory	8MB	(4MB Opt.)	-	-	-	-	1GB	4MB		

Legend: (Opt.)-Optional (Via Comm.)-Via Communication (Meas./Calc.)-Measured Value/Calculated Value (Dmd.)-Demand

Key Features		PMC-220	PMC-230	PMC-340	PMC-350-C	PMC-352-C
General	Class (kWh)	0.5	1	0.5 for 100A Direct Input, 0.5S for 5A CT Input	1	1
	Dimensions (WxHxD/mm)	 36x90x65	 72x90x68	 126x90x65	 72x95x70	 36x90x65
	Display (Backlit)	B&W (No Backlit)	B&W (No Backlit)	B&W (No Backlit)	B&W (No Backlit)	-
	True RMS Sampling Rate	36	36	64	64	64
	Battery-backed Real-time Clock	-	√	√	√	-
	Operating Temperature (°C)	-25 to 70	-25 to 70	-25 to 70	-25 to 70	-25 to 70
Communications	Protocol	Modbus RTU	Modbus RTU	Modbus RTU	Modbus RTU (Optional LoRaWAN support at AS923-1/2/3/4/KR920/AU915/EU868)	Modbus RTU (Built-in LoRa with configurable ISM Bands for EU863-870, RU864-870, IN865-867, US902-928, AU915-928, AS920-923 and AS923-925)
	RS-485 Port	1	1	1	1	1
	Ethernet port	-	-	-	-	-
	Web Server	-	-	-	-	-
I/O	Digital Input (DI)	-	3	(3 Opt.)	(4 Opt.)	3
	Pulse Counter	-	√	√	√	√
	Mechanical Digital Output (DO)/Solid State Output (SS)	1SS	1SS	1SS	(2 Opt.)DO or (2 Opt.)SS	-
	Analog Input (AI), 0/4-20mA	-	-	-	-	-
	Analog Output (AO), 0/4-20mA	-	-	-	-	-
	kWh & kvarh Pulse Output (LED)	√	√	√	√	-
	kWh & kvarh Pulse Output	1	1	1	2	-
	IRIG-B (GPS)	-	-	-	-	-
Measurements	ULN per Phase & Avg.	1 phase only	1 phase only	√	√	√
	ULL per Phase & Avg.	-	-	√	√	√
	Current per Phase & Avg.	1 phase only	1 phase only	√	√	√
	Neutral Current (Meas./Calc.)	-	-	(Calc.)	√	-
	Frequency	√	√	√	√	√
	kW per Phase & Total	1 phase only	1 phase only	√	√	√
	kvar per Phase & Total	1 phase only	1 phase only	√	√	√
	kVA per Phase & Total	1 phase only	1 phase only	√	√	√
	PF per Phase & Total	1 phase only	1 phase only	√	√	√
	kWh Import/Export	√	√	√	√	√
	kvarh Import/Export	√	√	√	√	√
	kVAh Total	√	√	√	√	√
	Demands & TOU	-	√	√	√	Dmd. Only
	Maximum Demand	-	√	√	√	-
Setpoints	-	-	-	√	√	
Power Quality	THD Voltage & Current	-	√	√	√	√
	TOHD Voltage & Current	-	-	√	√	√
	TEHD Voltage & Current	-	-	√	√	√
	K-Factor	-	-	√	√	-
	Individual Harmonics	-	-	2 nd - 31 st	2 nd - 31 st	2 nd - 31 st
	Voltage/Current Unbalance	-	-	√	√	√
	Waveform Capture on Screen	-	-	-	-	-
	Waveform Recording	-	-	-	-	-
	Dip Swell Detection	-	-	-	-	-
	Transient Detection	-	-	-	-	-
	IEC61000-4-30	-	-	-	-	-
	2-150kHz Conducted Emission	-	-	-	-	-
Logs	SOE Log	-	32 entries	16 entries (Opt.)	100 entries	16 entries
	PQ Log	-	-	-	-	-
	Energy Log	-	√	√	√	-
	Max./Min. Log	-	-	√	√	-
	On-board Log Memory	-	4MB	(2MB Opt.)	4MB	8KB

DIN Rail Meters

Legend: (Opt.)-Optional (Via Comm.)-Via Communication (Meas./Calc.)-Measured Value/Calculated Value (Dmd.)-Demand